



**Electrolux**  
PROFESSIONAL

## Modular Cooking Range Line 700XP 800mm Gas Fry Top, Smooth Brushed Chrome Plate

ITEM # \_\_\_\_\_

MODEL # \_\_\_\_\_

NAME # \_\_\_\_\_

SIS # \_\_\_\_\_

AIA # \_\_\_\_\_



371330 (E7I1KAAOMEA)

Full module gas Fry Top with smooth brushed chrome cooking Plate, sloped, thermostatic control, scraper included

### Short Form Specification

Item No. \_\_\_\_\_

To be installed on open base installations or bridging supports. Smooth cooking surface in brushed chrome. Suitable to be used with Natural or LPG gas. Temperature range from 100°C to 280°C. Removable drawer below the cooking surface for the collection of grease and fat. Exterior panels in stainless steel with Scotch Brite finish. One piece pressed work top in 1.5 mm thick stainless steel. Right-angled side edges to allow flush-fitting junction between units.

### Main Features

- Unit to be mounted on open base cupboards, bridging supports or cantilever systems.
- Large drain hole on cooking surface permits the draining of fat into large 1,5 liter collector placed under the cooking surface.
- Large grease collection container available as optional accessory to be installed under top units over open base cupboard.
- Stainless steel high splash guard on the rear and sides of cooking surface. Splash guard can be easily removed for cleaning.
- Piezo spark ignition for added safety.
- Gas appliance supplied for use with natural or LPG gas, conversion jets supplied as standard.
- IPx4 water protection.
- Frontal simmering zone.
- Temperature range from 100° up to 280°C.
- Rough brushed chrome surface is highly resistant to scratches and facilitates cleaning operations at the end of the day.
- Scraper for smooth plate included as standard.
- Suitable for countertop installation.

### Construction

- All exterior panels in Stainless Steel with Scotch Brite finishing.
- One piece pressed 1.5 mm work top in Stainless steel.
- Model has right-angled side edges to allow flush fitting joints between units, eliminating gaps and possible dirt traps.
- Cooking surface 12mm thick brushed chrome for optimum grilling results and ease of use.
- Cooking surface completely smooth.

APPROVAL: \_\_\_\_\_



Experience the Excellence  
[www.electroluxprofessional.com](http://www.electroluxprofessional.com)

### Included Accessories

- 1 of Scraper for smooth plate fry tops PNC 164255

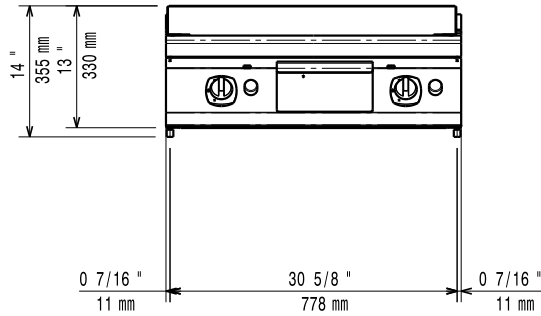
### Optional Accessories

- |   |            |                          |
|---|------------|--------------------------|
| • Scraper for smooth plate fry tops   | PNC 164255 | <input type="checkbox"/> |
| • Junction sealing kit  | PNC 206086 | <input type="checkbox"/> |
| • Draught diverter, 150 mm diameter   | PNC 206132 | <input type="checkbox"/> |
| • Matching ring for flue condenser, 150 mm diameter   | PNC 206133 | <input type="checkbox"/> |
| • Support for bridge type installation, 800mm   | PNC 206137 | <input type="checkbox"/> |
| • Support for bridge type installation, 1000mm  | PNC 206138 | <input type="checkbox"/> |
| • Support for bridge type installation, 1200mm  | PNC 206139 | <input type="checkbox"/> |
| • Support for bridge type installation, 1400mm  | PNC 206140 | <input type="checkbox"/> |
| • Support for bridge type installation, 1600mm  | PNC 206141 | <input type="checkbox"/> |
| • Flue condenser for 1 module, 150 mm diameter  | PNC 206246 | <input type="checkbox"/> |
| • Chimney upstand, 800mm  | PNC 206304 | <input type="checkbox"/> |
| • Right and left side handrails   | PNC 206307 | <input type="checkbox"/> |
| • Back handrail 800 mm  | PNC 206308 | <input type="checkbox"/> |
| • Grease/oil kit container for 700 line frytops (half and module) and 900 line frytops (module) | PNC 206346 | <input type="checkbox"/> |
| • Chimney grid net, 400mm (700XP/900)   | PNC 206400 | <input type="checkbox"/> |
| • Cloche for fry tops   | PNC 206455 | <input type="checkbox"/> |
| • Kit G.25.3 (NI) gas nozzles for 700 fry tops  | PNC 206466 | <input type="checkbox"/> |
| • Frontal handrail, 800mm   | PNC 216047 | <input type="checkbox"/> |
| • Frontal handrail, 1200mm  | PNC 216049 | <input type="checkbox"/> |
| • Frontal handrail, 1600mm  | PNC 216050 | <input type="checkbox"/> |
| • Large handrail - portioning shelf, 800mm  | PNC 216186 | <input type="checkbox"/> |
| • 2 side covering panels for top appliances   | PNC 216277 | <input type="checkbox"/> |
| • Pressure regulator for gas units  | PNC 927225 | <input type="checkbox"/> |

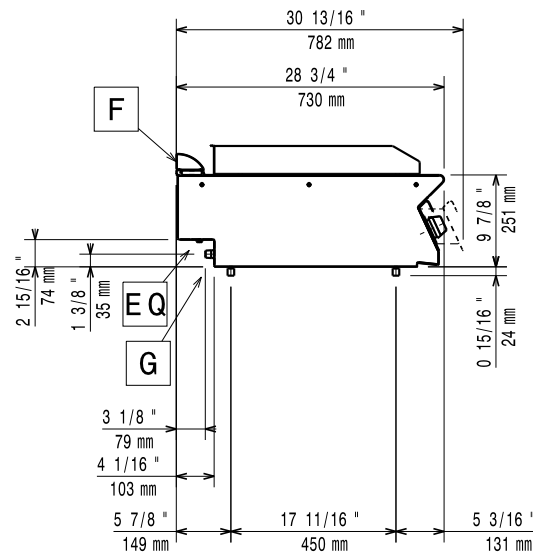
### Recommended Detergents

- |  |            |                          |
|--|------------|--------------------------|
| • C41 HI-TEMP RAPID DEGREASER, 1 pack of six 1 lt. bottles (trigger incl.) | PNC 0S2292 | <input type="checkbox"/> |
|--|------------|--------------------------|

Front

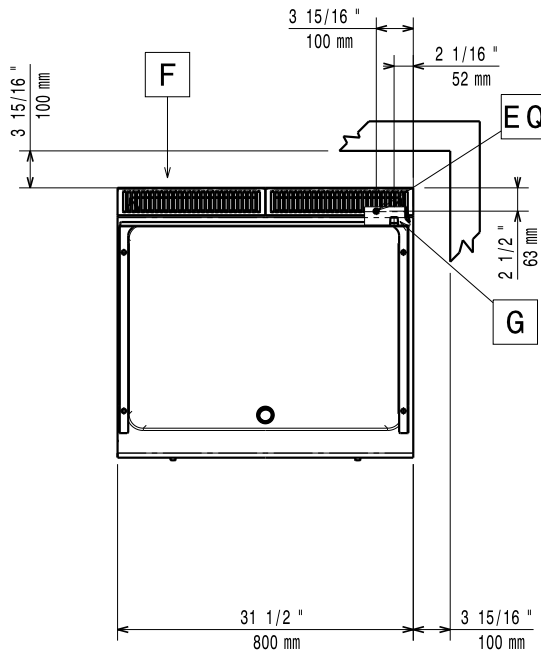


Side



EQ = Equipotential screw  
 G = Gas connection

Top



### Gas

Gas Power:	14 kW
Gas Type Option:	LPG
Gas Inlet:	1/2"

### Key Information:

If appliance is set up or next to or against temperature sensitive furniture or similar, a safety gap of approximately 150 mm should be maintained or some form of heat insulation fitted.

Working Temperature MIN:	100 °C
Working Temperature MAX:	280 °C
External dimensions, Width:	800 mm
External dimensions, Depth:	730 mm
External dimensions, Height:	250 mm
Net weight:	70 kg
Shipping weight:	79 kg
Shipping height:	540 mm
Shipping width:	820 mm
Shipping depth:	860 mm
Shipping volume:	0.38 m <sup>3</sup>
Cooking surface width:	730 mm
Cooking surface depth:	540 mm